



Designed for demanding environments

KONE MonoSpace® DX Performance

www.kone.ae

Dedicated to
People Flow™

Designed for demanding environments

KONE MonoSpace® DX Performance elevator is engineered to deliver exceptional performance in high-traffic areas, making it the ideal choice for office buildings, commercial centers, and public transport hubs.

As a machine-room-less elevator technology, the KONE MonoSpace® DX Performance combines eco-efficiency with space-saving design. In addition, it meets the highest standards for quality and reliability. Trust in our proven track record and elevate your building's functionality.

Your building enhanced

In the most demanding environments, where efficient people flow, reliability and ride-comfort are paramount, the KONE MonoSpace® DX Performance is the perfect choice.

Your expectations exceeded

Designed for heavy-duty conditions. Configurable up to 2500kg loads and 3m/s travel, it's suitable for various projects — no matter what your needs.

Your problems solved

Benefit from our expert support, sustainable materials and long-lasting technology to help you achieve green building certifications and to ensure compliance with safety codes and standards.

Key specifications



Connected



Speed
1–3 m/s



Max. travel
120 m



Load
320 kg / 2,500 kg



Max. floors
48



Energy efficient
ISO 25745 A class



Max. group size
4



Take your elevator to the next level

Durable and long-lasting hoisting technology

- High performance steel rope design verified up to 15 years lifetime with proper maintenance




Reinforced isolated car structure

- Designed for heavy-duty use and high operating reliability
- Flexible car dimensions, with car height up to 3000 mm
- Reduced vibrations ensure improved ride comfort




High performance, quiet, and durable machinery

- Heavy duty machinery for extreme loading capacity up to 2500 kg
- Quiet operation for reduced disturbance in adjacent rooms
- Robust design verified up to 25 years lifetime with proper maintenance




Regenerative drive (optional)

- Braking energy recovered from the motor is fed back to the supply network to be used elsewhere in the building



High traffic capability

- Superior elevator speed up to 3 m/s enables passengers to reach their destination quickly
- Durable door design with high performance operator to ensure smooth people flow and maximum component lifespan
- Advanced People Flow solutions integrating equipment and devices into one holistic smart-building solution



Improve people flow and building performance



Increase lifetime and durability



Improve ride comfort and reduce noise



Reduce carbon footprint & energy consumption

Technical specifications

KONE MONOSPACE® DX PERFORMANCE

Standard configuration



Hoisting

- Gearless machinery with up to 240 starts / hour in peak abilities
- 2:1 roping
- Reinforced isolated car structure for heavy duty use and reduced vibrations



Connectivity

- Native connectivity with open digital platform
- Ecosystem partners to provide innovative turnkey solutions



Control and safety

- High performance steel rope design verified up to 15 years lifetime with proper maintenance
- +/- 3 mm stopping accuracy
- Two-way communication and remote intervention with 4G



Energy efficiency

- Standby mode
- LED lighting
- Regenerative drive

Main options



Best-in-class ride comfort

- Machinery and guiderails insulation to reduce noise
- Rollers with buffers to reduce vibrations



Architectural flexibility

- Flexible car dimensions to adapt to loading constraints and building structure
- A car height of up to 3000 mm offers a spacious, endless roof feeling



Destination Control System

- Smart grouping of passengers with similar destination; less waiting and faster journeys in the building
- Easy integration with building access control



Construction productivity

- Construction Time Use elevators for efficient site logistics
- Early installation and availability of the elevator during shaft construction with KONE JumpLift™



Doors

- High duty doors designed for up to 800 000 starts per year
- High traffic door operator for up to 425 starts per hours
- Wide range of material finishes



Panoramic

- Full glass car
- Glass finishing doors for panoramic view



Supervision

- Remote monitoring and control of equipment in the building
- Real-time traffic view
- Prioritizing and controlling of commands by schedule



Special requests

- Customized engineering to support your specific needs

Actions to reduce carbon footprint over the elevator lifecycle



From design to delivery

Design

- Durability for a longer life

Materials & sourcing

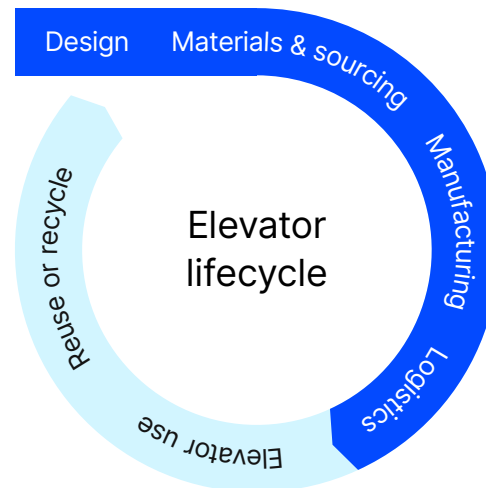
- Materials that promote healthy spaces
- Design made to optimize energy consumption (LED ceiling, machinery, car balancing etc.)

Manufacturing

- First carbon-neutral manufacturing units in the industry, powered by 100% renewable electricity
- Packaging optimized and, where possible, reused

Logistics

- Optimized routes and loading



Daily use

Elevator use phase

- Reduced energy consumption during use with energy-saving solutions included
- Carbon-optimized maintenance

Reuse or recycling

- A second life through modernization: Upgradable, energy-efficient elevators with a longer lifespan.
- Circularity in modernization: Recycling and reusing, and retaining materials and components (e.g. doors and guide rails).



Read the Environmental Product Declaration for MonoSpace® DX Performance

www.kone.ae



For future generations

LOW ENERGY ELECTRIFICATION

5%

maximum saving in annual energy consumption in electrification systems when elevator is not moving

STANDBY MODE / SLEEP MODE (OPTIONAL)

10%

maximum saving in annual energy consumption when elevator is not used for 5 minutes or longer

REGENERATIVE DRIVE (OPTIONAL)

40%

maximum saving in annual energy consumption through recycling braking energy back into the building's power grid

ENERGY MANAGEMENT (OPTIONAL)

10%

maximum annual energy saving in elevator groups due to optimized energy use during low-traffic periods

Note: Comparison of MonoSpace® DX Performance (1000kg, 10-12 floors, 30m travel, 1m/s) with and without energy efficiency options.

Connect your elevator to your building

An intelligent elevator experience makes your building a more attractive prospect for tenants and visitors alike. Future-proof your building with market-leading smart elevator system enhanced with built-in connectivity.



Improve people flow and accessibility with contactless access

Resident opens the lobby door with a badge or a smart key.



Reduce waiting times

Elevator arrives on main floor. The resident enters and is taken automatically to the desired floor.



Improve communications and transparency in the building

Resident communicates with the visitor and opens the door.



Keep up-to-date with elevator status in real time

Monitoring the elevator helps us take proper care of it for you, now and in the future.



Ecosystem partners for turnkey solutions

Access control and entry door systems

intratone COMELIT

iLOQ SmartThings

Building management systems

intent TECHNOLOGIES

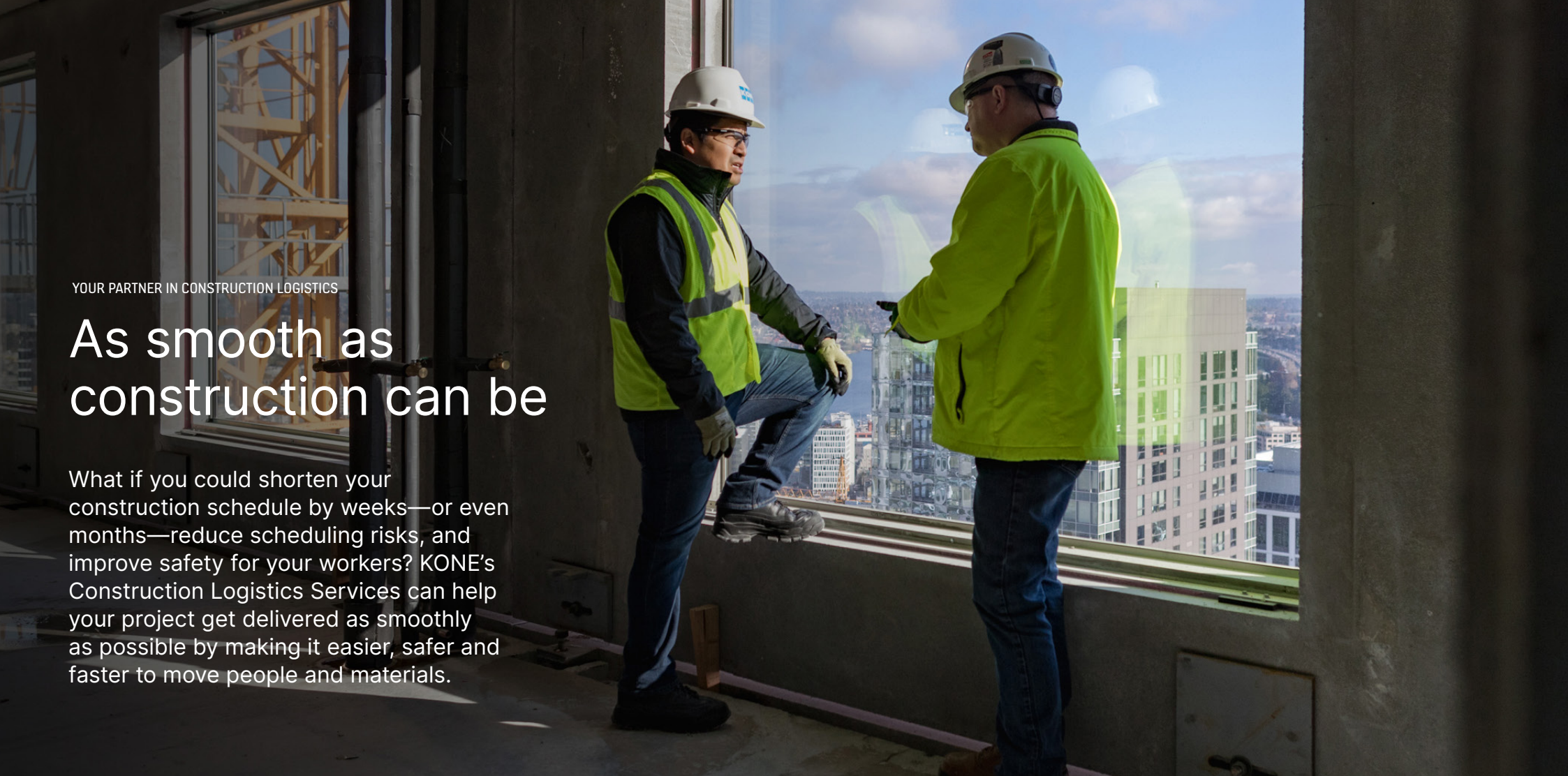


Robots

robotize



KONE has an open API digital platform for creating tailored solutions



YOUR PARTNER IN CONSTRUCTION LOGISTICS

As smooth as construction can be

What if you could shorten your construction schedule by weeks—or even months—reduce scheduling risks, and improve safety for your workers? KONE's Construction Logistics Services can help your project get delivered as smoothly as possible by making it easier, safer and faster to move people and materials.

Get more time back with elevators for construction

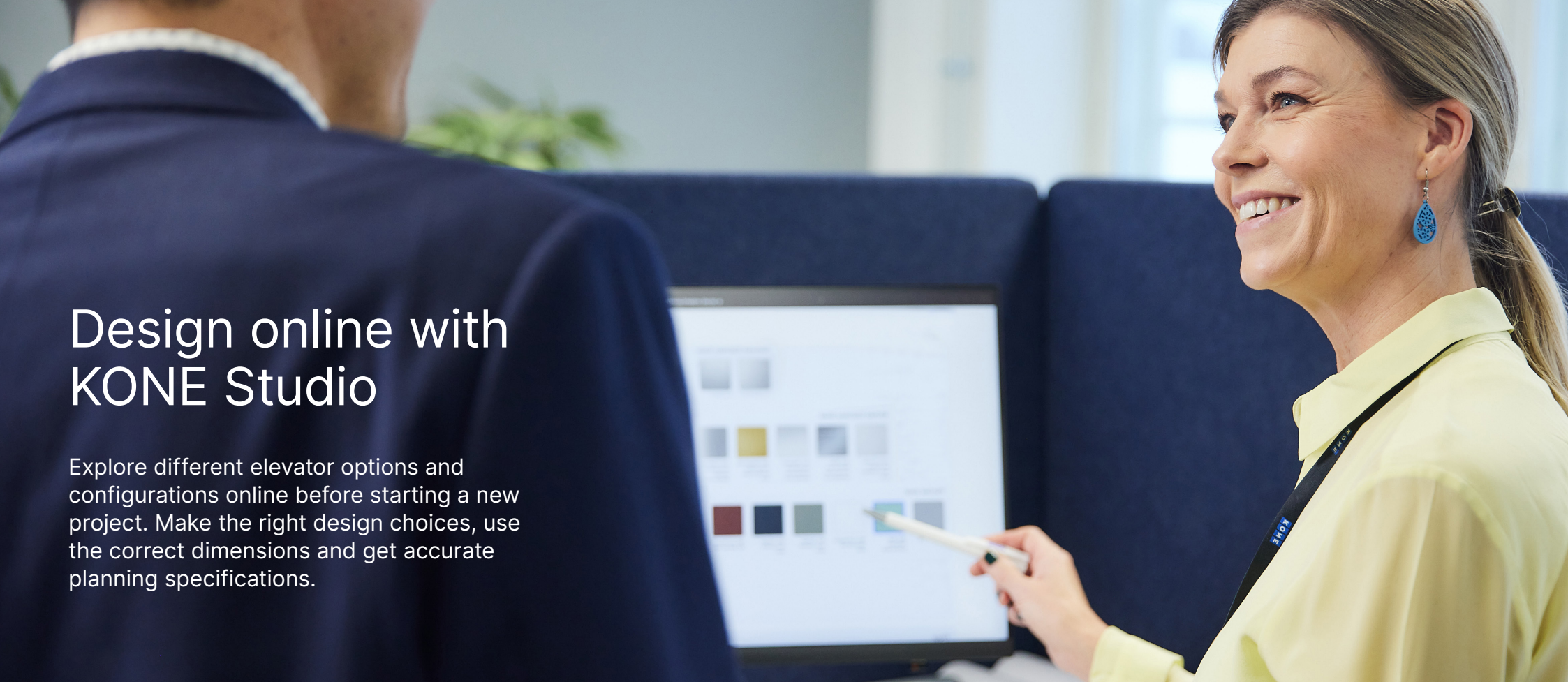
Accelerate your schedule and improve logistics by moving site workers and materials around the building more efficiently with Construction Time Use elevators

Start moving earlier with KONE JumpLift

Gain early access to the building's elevator shaft so workers, tools, and materials reach their destination faster—saving hours each day and getting your building done sooner

Keep on going with 24/7 Predictive Maintenance

Increase elevator availability by fixing potential problems before they happen with 24/7 Predictive Maintenance—maximizing uptime so you can achieve more each day



Design online with KONE Studio

Explore different elevator options and configurations online before starting a new project. Make the right design choices, use the correct dimensions and get accurate planning specifications.



Design with 3D visuals

Find the look you love with a simple, easy-to-use and free online design tool.



Use exact building specifications

Optimize planning with accurate and always up-to-date product data.




Save project details

Test and finalize your custom designs, then make changes later if needed.




Export CAD and BIM drawings

Identify potential issues and plan ahead to avoid surprises during construction.



Scan the QR code to try the KONE Studio

www.kone.ae





Get the best maintenance for your DX elevator

All DX elevators come with in-built connectivity that helps provide predictive maintenance for maximum availability and optimized planning.

KONE Care Predictive DX

Effortless service that uses AI-based data analytics to anticipate maintenance needs, reduce unexpected repairs and enable fact-based planning.

Service from local experts supported by global network.

More uptime and less reactive work

55%

fewer customer-reported elevator and escalator issues over a 3-year period

Increase the amount of planned work

80%

of faults identified proactively

Make tenants feel comfortable

55%

fewer elevator entrapments over a 3-year period



Get the best maintenance for your DX elevator

All DX elevators come with in-built connectivity that helps provide predictive maintenance for maximum availability and optimized planning.

KONE Care Predictive DX

Effortless service that uses AI-based data analytics to anticipate maintenance needs, reduce unexpected repairs and enable fact-based planning, while also offering remote services to solve issues quickly over the air.

More uptime and less reactive work

55%

fewer customer-reported elevator issues over a 3-year period

Increase the amount of planned work

80%

of faults identified proactively

Fix issues quickly over-the-air

2m 30s

average remote rescue time

KONE Remote Services

Inbuilt KONE Remote Service increases uptime and solves issues quickly with over-the-air maintenance actions.

KONE provides innovative and eco-efficient solutions for elevators, escalators, automatic building doors and the systems that integrate them with today's intelligent buildings. We support our customers every step of the way: from design, manufacturing and installation to maintenance and modernization. KONE is a global leader in managing the smooth flow of people and goods throughout buildings. This makes us a reliable partner throughout the building life cycle. We are fast, flexible, and we have a well-deserved reputation as a technology leader, with such innovations as KONE 24/7 Connected Services and KONE UltraRope®. KONE employs over 60,000 dedicated experts to serve you globally and locally.

Contact your KONE representative today to hear how we can help you reach your sustainability goals.

UAE

Dubai (regional Office)

KONE Middle East LLC
U-Bora Tower,
C/O Al Abraj Str & Al Khaleej Str,
Business Bay.
P.O. Box 21474
Tel: +971 4 279 4500
www.kone.ae

Kingdom of Saudi Arabia

Riyadh (Head Office)

KONE Areeco Ltd
King Fahad Road,
Olaya District,
Al Hamad Tower, Floor 8.
Tel: +966 9200 17055
www.kone.sa

Egypt

KONE LLC
Plot no.10 B, Mohamed Naguib Axis,
Fifth Settlement,
O1 Mall, KONE 2nd Floor, New Cairo.
Tel: +20 232 44 300
www.kone.eg

Morocco

KONE Elevators and Escalators
SARLAU
Lot Marjana N6,
Sidi Maarouf, Casablanca.
P.O Box 20280
Tel: 0522 58 02 11
www.kone.ma

Qatar

KONE Elevators LLC
Ghanem Office Tower,
Building No. 54, Street No. 640,
Zone 23, Salwa Road,
Bin Mahmoud Area, Doha.
P.O. Box 37143
Tel: +974 4488 8835
www.kone.qa

Oman

KONE Assarain LLC
Hatat House B, Office 103, 1st Floor,
Wadi Adai, Ruwi 112, Muscat.
P.O. Box 1475
Tel: +968 246 570 00
www.kone.om

Bahrain

KONE Bahrain SPC
Building 767, Office number 61,
Road number: 3629,
Block number: 336,
Adliya, Kingdom of Bahrain.
P.O. Box 21303
Tel: +973 1774 9271
www.kone.bh

Kuwait

Laila Tower, 14th floor, office 3,
Salmiya, Kuwait.
P.O. Box 21119 - Safat 13072
www.kone.com.kw

Tunisia

Ensemble Mobilier Miniar,
Rue du Lac d'Ourmia,
1053 Les Berges du Lac,
Tunis, Tunisie.
www.kone.tn

East Africa (Kenya and Uganda)

KONE NAIROBI (Head Office)
Crowne Plaza Annexe, 13th Floor,
Along Kenya Road, Nairobi, Kenya.
P.O. Box 35174-00100
www.kone.co.ke
www.kone.ug

South Africa

KONE Elevators South Africa (Pty) Ltd,
Unit 11, 11B Riley Road,
Eastwood Office Park,
Bedfordview Ext. 328, 2007
Tel: +27 11 035 1800
www.kone.co.za

Türkiye

İçerenköy Mah. Değirmenyolu Cad.
No:28 Asiaofispark B Blok D:3 Kat:2
34752 Ataşehir/İstanbul.
Tel: 444 56 63
www.kone.com.tr

Kazakhstan

KONE Kazakhstan LLP
D.Konayev Street 12/1,
floor 9, 010017,
Astana, Kazakhstan.
www.kone.kz